

AC AXIAL FAN

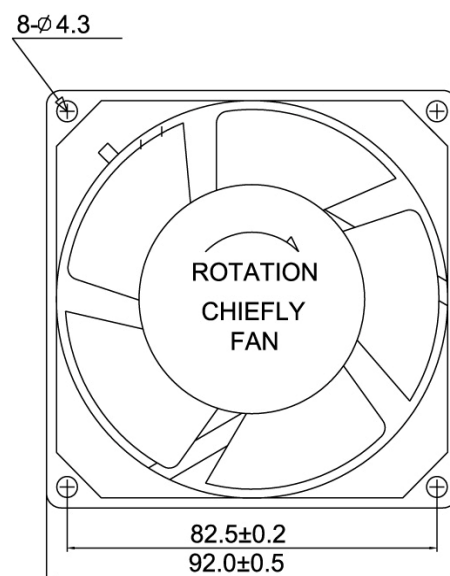
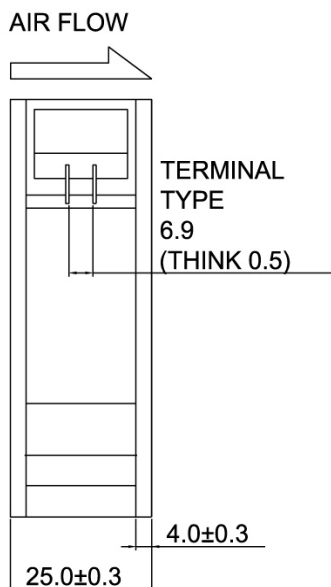
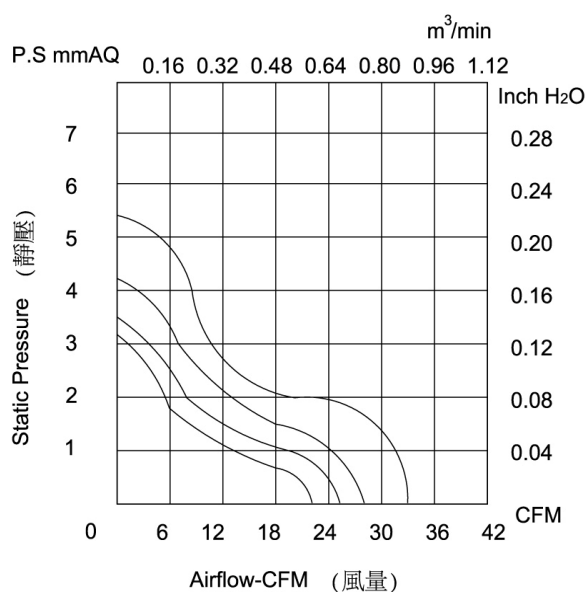
CC-9225 SERIES

FEATURES



SIZE:	92×92×25 mm
BEARING TYPE:	BALL BEARING & SLEEVE BEARING
IMPELLER:	PLASTIC WITH FIBER GLASS FILLED UL 94V-0
FRAME:	DIE CAST ALUMINUM
WEIGHT:	280(g)

PERFORMANCE & DIMENSIONS



Model No.	Bearing	Rated Voltage (VAC)	Freq (Hz)	Current (A)	Input Power (Watts)	Speed (RPM)	Air Flow (CFM)	Noise Level (dBA)
CC 9225S110H	Sleeve	110/120	50/60	0.20/0.18	19	2800	42/38	35/37
CC 9225B110H	Ball	110/120	50/60	0.20/0.18	19	2800	42/38	35/37
CC 9225S220H	Sleeve	220/240	50/60	0.11/0.10	19	2800	42/38	35/37
CC 9225B220H	Ball	220/240	50/60	0.11/0.10	19	2800	42/38	35/37
CC 9225S110M	Sleeve	110/120	50/60	0.14/0.11	18	2600	36/32	33/35
CC 9225B110M	Ball	110/120	50/60	0.14/0.11	18	2600	36/32	33/35
CC 9225S220M	Sleeve	220/240	50/60	0.09/0.07	18	2600	36/32	33/35
CC 9225B220M	Ball	220/240	50/60	0.09/0.07	18	2600	36/32	33/35
CC 9225S110L	Sleeve	110/120	50/60	0.11/0.09	17	2200	30/26	27/30
CC 9225B110L	Ball	110/120	50/60	0.11/0.09	17	2200	30/26	27/30
CC 9225S220L	Sleeve	220/240	50/60	0.08/0.06	17	2200	30/26	27/30
CC 9225B220L	Ball	220/240	50/60	0.08/0.06	17	2200	30/26	27/30